

# Rea Azalea Max

A TAILOR-MADE SOLUTION



The Rea Azalea Max is designed to meet the specific needs of people with extra weight. The Rea Azalea Max complements the existing Azalea family range and offers the same features such as tilt-in-space and backrest recline.



Yes, you can.®



Confidence in posture solutions





# Azalea Max

The Rea Azalea Max offers the same features as the rest of the Rea Azalea family such as tilt-in-space with weightshifting and Invacare's Dual Stability System (DSS).

The ergonomically shaped push handles are positioned close together for easier handling. An alternate version with higher handles offers a different position for the hands and is available as an option.

## Features



The lower and upper parts of the shaped backrest are reversible, giving the option of more space in the seat or chest area.















The footplate comes with a removable mid section, to facilitate transfers.



Option for electric adjustment of tilt and recline via a hand control that can be used by the attendant or user.

## Tech Specs

 <p><b>Seat width</b> 55 - 66cm</p>	 <p><b>Seat depth</b> 53 - 60cm</p>	 <p><b>Seat height</b> 40 - 45cm</p>	 <p><b>Total width</b> seat width + 25cm</p>	 <p><b>Total length</b> 112cm</p>	 <p><b>Legrest angle</b> Adjustable</p>
 <p><b>Tilt Range</b> 25°</p>	 <p><b>Max. user weight</b> 180kg</p>	 <p><b>Transport weight</b> 33kg</p>	 <p><b>Total weight unloaded</b> 54kg</p>	 <p><b>Max. safe slope</b> 7°</p>	 <p><b>Crash Test Approved</b> Fulfills the requirements of ISO 7176-19</p>



FOR FURTHER INFORMATION:

**New Zealand:** Freephone 0800 468 222, email [sales@invacare.co.nz](mailto:sales@invacare.co.nz) or visit [www.invacare.co.nz](http://www.invacare.co.nz)

**Australia:** Freephone 1800 460 460, email [sales@invacare.com.au](mailto:sales@invacare.com.au) or visit [www.invacare.com.au](http://www.invacare.com.au)

**Asia:** Phone +61 2 8839 5330, email [exportsales@invacare.com.au](mailto:exportsales@invacare.com.au) or visit [www.invacare.com](http://www.invacare.com)

**Thailand:** Phone +66 0 2108 8555 or visit [www.invacare.com](http://www.invacare.com)



**Yes, you can.®**